



## e-Tutorial – TDS on sale of property

NSDL e-Governance Infrastructure Limited

# eTutorial – TDS on sale of property

Tax Information Network of Income Tax  
Department (managed by NSDL)



**NSDL**  
Technology, Trust & Reach

- As per Finance Bill of 2013, TDS is applicable on sale of immovable property wherein the sale consideration of the property exceeds or is equal to ₹50,00,000 (Rupees Fifty Lakhs).
- Sec 194 IA of the Income Tax Act, 1961 states that for all transactions with effect from June 1, 2013, Tax @ 1% should be deducted by the purchaser of the property at the time of making payment of sale consideration.

Tax so deducted should be deposited to the Government Account through any of the authorized bank branches using the e-Tax payment option available at NSDL-Gov

- E-Payment facilitates payment of taxes online by taxpayers.

## Pre-requisite

- To have a net-banking account with any of the Authorized Banks
- For list of authorized banks, please refer <https://onlineservices.tin.nsd.com/etaxnew/Authorizebanks.html>

# Steps to pay tax online

- Log on to NSDL-TIN website ([www.tin-nsdl.com](http://www.tin-nsdl.com))

**Tax Information Network**  
*of Income Tax Department*

Home | Contact Us | Related Links | Disclaimer | Privacy Policy

Font Size : A<sup>-</sup> A A<sup>+</sup>

**NSDL e-Gov Cautions Public Against Spurious Calls**

Paperless PAN Application Using Aadhaar Based e-KYC & e-Sign (Only Where Applicants Mobile no. &/or E-mail ID is Registered With UIDAI) [New](#)

About TIN | Services | TIN Facilitation Centers | Guided Tour | Publications | Downloads | FAQ | Customer Care

... pertaining to FY 2007-08 to 2009-10) and FVU version 5.3 (to validate statement(s) pertaining to FY 2010-11 onwards) are available for do

**Login**

- TIN-FC
- PAN Verification
- AO Account

Submit

**Search**

[TIN Facilitation Centres Cum PAN Centres](#)

[PAN Centres](#)

Near your Location

**Bank Branch Locator**

Search for Bank Branch near your location

**TIN Call Center**



**E-TDS/TCS**

**About TIN**

Tax Information Network (TIN) is an initiative by Income Tax Department of India (ITD) for the modernization of the current system for collection, processing, monitoring and accounting of direct taxes using information technology. [Know more](#)

**TDS on Sale of Property**

As per Finance Bill of 2013, TDS is applicable on sale of immoveable property wherein the sale consideration of the property exceeds or is equal to Rs 50,00,000 (Rupees Fifty

**New @ TIN**

11 onwards are released (25/11/2016).

- New online PAN application facility has been launched for PAN applicants with an option of paperless submission of application using Aadhaar based e-Sign
- W. e. f. June 1, 2016, the e-TDS/TCS, Form 24G

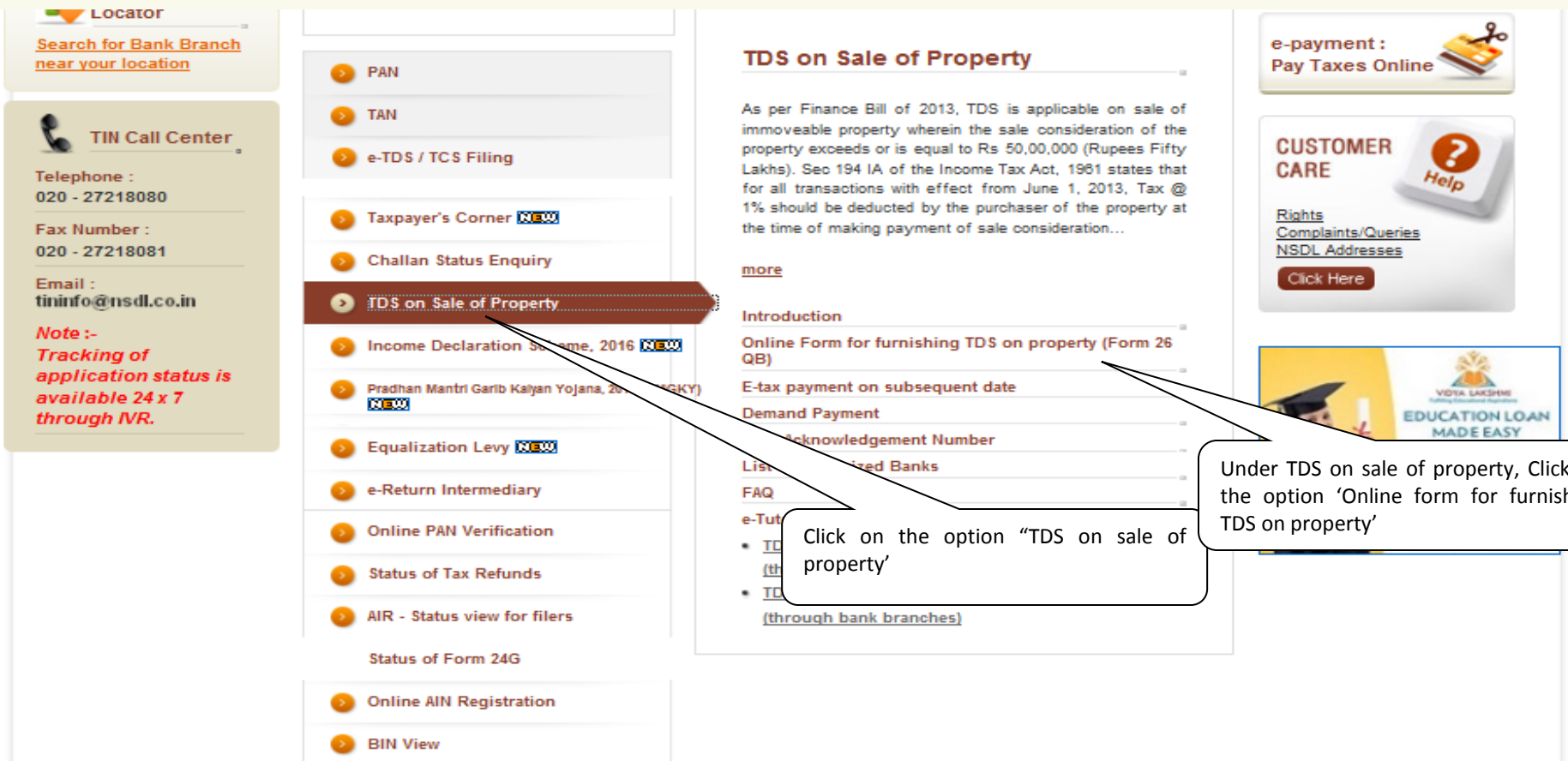
Archives

**e-payment : Pay Taxes Online**

**CUSTOMER**

# Steps to pay tax online

- Under TDS on sale of property, click on the option “Online form for furnishing TDS on property”



**Locator**  
[Search for Bank Branch near your location](#)

**TIN Call Center**  
Telephone : 020 - 27218080  
Fax Number : 020 - 27218081  
Email : [tinfo@nsdl.co.in](mailto:tinfo@nsdl.co.in)  
**Note :-**  
Tracking of application status is available 24 x 7 through IVR.

- PAN
- TAN
- e-TDS / TCS Filing
- Taxpayer's Corner **NEW**
- Challan Status Enquiry
- TDS on Sale of Property**
- Income Declaration Scheme, 2016 **NEW**
- Pradhan Mantri Garib Kalyan Yojana, 2015 (PM-KSY) **NEW**
- Equalization Levy **NEW**
- e-Return Intermediary
- Online PAN Verification
- Status of Tax Refunds
- AIR - Status view for filers
- Status of Form 24G
- Online AIN Registration
- BIN View

### TDS on Sale of Property

As per Finance Bill of 2013, TDS is applicable on sale of immovable property wherein the sale consideration of the property exceeds or is equal to Rs 50,00,000 (Rupees Fifty Lakhs). Sec 194 IA of the Income Tax Act, 1961 states that for all transactions with effect from June 1, 2013, Tax @ 1% should be deducted by the purchaser of the property at the time of making payment of sale consideration...

[more](#)

- Introduction
- Online Form for furnishing TDS on property (Form 26 QB)
- E-tax payment on subsequent date
- Demand Payment
- Acknowledgement Number
- List of Authorized Banks
- FAQ
- e-Tutorials
  - TDS on Sale of Property (through bank branches)
  - TDS on Sale of Property (through bank branches)

**e-payment : Pay Taxes Online**

**CUSTOMER CARE**  
[Rights](#)  
[Complaints/Queries](#)  
[NSDL Addresses](#)  
[Click Here](#)

**VIDYA LAKSHMI**  
EDUCATION LOAN MADE EASY

Click on the option “TDS on sale of property”

Under TDS on sale of property, Click on the option ‘Online form for furnishing TDS on property’

- Select Form for Payment of TDS on sale of Property

## Tax Information Network

of Income Tax Department

### e-Payment

[About Us](#)

[FAQs](#)

[Downloads](#)

[Contact Us](#)

[Bank Co](#)

Click on the option "TDS on sale of property"

[Authorized Banks](#)

e-Payment facilitates payment of direct taxes online by taxpayer. Taxpayer is required to have a net-banking account with any of the Authorized Banks.

#### Select applicable challan

**Taxation and Investment Regime for Pradhan Mantri Garib Kalyan Yojana, 2016 (PMGKY)**

**CHALLAN NO./ITNS 287** (Payment under Pradhan Mantri Garib Kalyan Yojana, 2016 (PMGKY))

**Income Declaration Scheme, 2016**

**CHALLAN NO./ITNS 286** (Payment under Income Declaration Scheme, 2016)

**Equalization Levy**

**CHALLAN NO./ITNS 285** (Payment of Equalization Levy)

**TDS on Property**

**Form 26QB** (Payment of TDS on Sale of Property)

**Demand Payment for TDS on Property**

**Demand Payment** (Payment against CPC (TDS) raised demand (only for TDS on Sale of Property))



# Steps to pay tax online

## Form 26QB

### Income Tax Department

Select Tax applicable for which payment is to be done

Financial / Assessment Year will be populated on the basis of Date of Payment / Credit Selected in the Form

**Tax Applicable\*** ?

(0020)INCOME-TAX ON COMPANIES (CORPORATION TAX)

(0010)INCOME-TAX (OTHER THAN COMPANIES)

Financial Year\*

Financial Year ?

Assessment Year\*

Assessment Year ?

*Financial/Assessment Year will be populated on the basis of Date of Payment/Credit selected in the Form*

**Type of Payment\***

(800)TDS ON SALE OF PROPERTY

Select Status of the Payee/Seller/Transfero

In case the status of the Seller is Non-Resident, Form 26QB will not be applicable. The correct form to be used is Form 27Q.

**Status of the Payee/Seller/Transferor\***

Resident

Non-Resident

Mention PAN of Transferee/Buyer

Mention PAN of Transferor/Seller

Permanent Account No. (PAN) of Transferee (Payer/Buyer)\*

?

Permanent Account No. (PAN) of Transferor (Payee/Seller)\*

?

Category of PAN of Transferee

Category of PAN of Transferor

# Steps to pay tax online

Category of PAN of Transferee

Category of PAN of Transferor

Full Name of the Transferee\*

*Name and status (as per Income Tax Department database) will be displayed on the confirmation screen*

Re-enter PAN of Transferee/Buyer of the Transferor\*

*Name and status (as per Income Tax Department database) will be displayed on the confirmation screen*

Re-enter PAN of Transferor/Seller

Confirm Permanent Account No of Transferee\*

Confirm Permanent Account No of Transferor\*

**Complete Address of the Transferee \***

Name of premises/Building/ Village

Flat/Door/Block No.

Road/Street/Lane

City/District\*

Provide Complete address of Transferee/Buyer

State\*

Pin Code \*

Email ID \*

Mobile No.

Whether more than one Transferee/Buyer\*

Select

Please select whether more than one Transferee/Buyer

**Complete Address of the Transferor \***

Name of premises/Building/ Village

Flat/Door/Block No.

Road/Street/Lane

City/District\*

Provide Complete address of Transferor/Seller

State\*

Pin Code \*

Email ID \*

Mobile No.

Whether more than one Transferor/Seller\*


Select

Please select whether more than one Transferor/Seller

# Steps to pay tax online

## Property Details

Provide Complete address of Property transferred

Complete Address of the Property Transferred 

Type of Property\*

Name of premises/Building/ Village

Flat/Door/Block No.


Road/Street/Lane

City/District\*

State\*

Pin Code \*

Date of Agreement/Booking \*    

Total Value of Consideration (Property Value)\*  

Payment Type \*  

Mention the date of Agreement/Booking of property

Mention the Total value of consideration (Property Value)

Mention if the above payment is done in Lump sum or in Installments

# Steps to pay tax online

## Amount Paid/Credited

Based on the Payment Type selected i.e. Installment/Lumpsum, taxpayer is required to select the values from the dropdown. Values selected will be the amount payable to the Transferor/Seller on which tax will be deducted.

Please select Amount Paid/Credited from the list \* (Mention Amount payable to the Transferor/Seller)

Crores	<input type="text" value="0"/>	<input type="text"/>
Lakhs	<input type="text" value="0"/>	<input type="text"/>
Thousands	<input type="text" value="0"/>	<input type="text"/>
Hundreds	<input type="text" value="0"/>	<input type="text"/>
Tens	<input type="text" value="0"/>	<input type="text"/>
Ones	<input type="text" value="0"/>	<input type="text"/>


Please select the amount paid/credited (Enter the amount paid to the Transferor/Seller)

Please enter the amount paid/credited (Enter the amount paid to the Transferor/Seller)

## Tax Deposit Details

Total Amount Paid/Credited\* 

Please enter TDS rate (in %)\* 

Basic Tax (TDS Amount to be paid)\* 

Interest

Fee

Please enter the TDS amount to be paid (amount deducted by the purchaser at the time of purchase of the property)

Value should be entered in 'Fee' only when taxpayer is liable to pay Fee amount under section 234E of the Income Tax Act read with Rule 31A(4A) of the Income Tax Rules. For more information, please refer FAQ on Fee.

Total payment

Value in words

# Example

## Amount Paid/Credited

Based on the Payment Type selected i.e. Installment/Lumpsum, taxpayers are required to select the values from the dropdown. Values selected will be the amount payable to the Transferor/Seller on which tax will be deducted.

Please select Amount Paid/Credited from the list \* (Mention Amount payable to the Transferor/Seller)

Crores	<input type="text" value="1"/>	<input type="text" value="1"/>
Lakhs	<input type="text" value="0"/>	<input type="text" value="00"/>
Thousands	<input type="text" value="0"/>	<input type="text" value="00"/>
Hundreds	<input type="text" value="0"/>	<input type="text" value="0"/>
Tens	<input type="text" value="0"/>	<input type="text" value="0"/>
Ones	<input type="text" value="0"/>	<input type="text" value="0"/>

Re-enter the amount payable to the Seller/Transferor

## Tax Deposit Details

Total Amount Paid/Credited*	<input type="text" value="10000000"/> 
Please enter TDS rate (in %)*	<input type="text" value="1"/> 
Basic Tax (TDS Amount to be paid)*	<input type="text" value="100000"/> 
Interest	<input type="text" value="0"/>
Fee	<input type="text" value="0"/>

TDS amount should be as per the TDS rate provided above. User will not be able to proceed in case of mismatch in the TDS amount

Value should be entered in 'Fee' only when taxpayer is liable to pay Fee amount under section 234E of the Income Tax Act read with Rule 31A(4A) of the Income Tax Rules. For more information, please refer FAQ on Fee.

Total payment	<input type="text" value="100000.00"/>
Value in words	<input type="text" value="One Lakhs Rupees and paise"/>

# Steps to pay tax online

Mode of Payment <sup>?</sup>

- e-tax payment immediately (through net banking facility)
  e-tax payment on subsequent date (e-payment of taxes by visiting any of the Bank branches)

Please select the mode of payment of Tax.

Bank Name\*

Bank Name <sup>?</sup>

Please select the Bank through which payment is to be made

Date of Payment/Credit\*  
(Date of Payment to the Transferor/Seller)

DD <sup>?</sup> MM <sup>?</sup> YYYY <sup>?</sup>

Please select the Date of Payment/Credit to the Transferor/Seller


Date of Tax Deduction\*

DD <sup>?</sup> MM <sup>?</sup> YYYY <sup>?</sup>

Please select the Date of Tax Deduction

Type the characters you see in the picture below. These characters are case sensitive.



 click to refresh image

Please enter the characters seen in the above picture.

\*

**Note:**

- Enter valid 10-digit Permanent Account Number (PAN) first.
- Fields marked with \* are mandatory.
- Do not enter double quotes (") in any of the fields.
- e-tax payment immediately will direct the taxpayer to the Net Banking Site.
- In case the taxpayer wish to opt for e-tax payment on subsequent date, ACK No. will get generated and the same has to be retained by taxpayer and presented to any of the authorized Bank for further payment.
- Provision to enter Tax amount (i.e. Basic Tax, Interest and Fee) is given in the Bank's site.
- If Date of deduction is greater than Date of Payment/Credit, the same may result in Demand Notice for late deduction.
- If Date of deduction is less than Date of Payment/Credit, the same may result in Demand Notice for late deduction.
- If Date of furnishing Form 26QB is beyond prescribed date, the same may attract late filing fee u/s 234E.

After entering all the above required detail please click on PROCEED button to continue.

To Clear all the details mentioned in the above form, please click on Clear Form

To go to the homepage, please click on Home

# Steps to pay tax online



**NSDL**  
Technology, Trust & Reach

- On proceed, confirmation page is displayed to verify the details entered

## Form 26QB

### Confirm Data Page

Tax Applicable	<input type="text" value="0021"/>	Assessment Year	<input type="text" value="2017-18"/>
Minor Head Code	<input type="text" value="800"/>	Financial Year	<input type="text" value="2016-17"/>
Permanent Account No. (PAN) of Transferee (Payer/Buyer)	<input type="text" value="AAAAA1111B"/>	Permanent Account No. (PAN) of Transferor (Payee/Seller)	<input type="text" value="CCCCC2222D"/>
Full Name of the Transferee	<input type="text" value="Tom Cruise"/>	Full Name of the Transferor	<input type="text" value="Katrina Malhotra"/>
Category of Transferee on the basis of PAN	<input type="text" value="Association of Persons"/>	Category of Transferor on the basis of PAN	<input type="text" value="Company"/>
Status of PAN as per ITD PAN Master	<input type="text" value="Active PAN"/>	Status of PAN as per ITD PAN Master	<input type="text" value="Active PAN"/>

### Complete Address of the Property Transferee

Name of premises/Building/ Village	<input type="text" value="Shanti Dham Complex"/>
Flat/Door/Block No.	<input type="text" value="A-203"/>
Road/Street/Lane	<input type="text" value="S.V. Road"/>
City/District	<input type="text" value="Mumbai"/>
State	<input type="text" value="MAHARASHTRA"/>
Pin Code	<input type="text" value="400013"/>
Email ID	<input type="text" value="TomC@gmail.com"/>
Mobile No.	<input type="text" value="8923215559"/>

### Complete Address of the Property Transferor

Name of premises/Building/ Village	<input type="text" value="Galaxy Apt"/>
Flat/Door/Block No.	<input type="text" value="C-401"/>
Road/Street/Lane	<input type="text" value="Ram Mandir"/>
City/District	<input type="text" value="Thane"/>
State	<input type="text" value="MAHARASHTRA"/>
Pin Code	<input type="text" value="400104"/>
Email ID	<input type="text"/>
Mobile No.	<input type="text"/>

# Steps to pay tax online

## Tax Deposit Details

Rate (in %)	<input type="text" value="1"/>
Total Amount paid/credited	<input type="text" value="12500000"/>
TDS Amount to be paid	<input type="text" value="125000"/>
Interest	<input type="text" value="0"/>
Fee	<input type="text" value="0"/>
Total payment	<input type="text" value="125000"/>
Value in words	<input type="text" value="One Lakhs Twenty Five Thousand Rupees"/>

Total Value of Consideration (Property Value)	<input type="text" value="17500000"/>
Mode of Payment	<input type="text" value="Online"/>
Bank Name	<input type="text" value="Vijaya Bank"/>

If all the above detail including the name displayed (as per ITD) is correct then, click on "Confirm" button

In case you have made a mistake in data entry, click on "EDIT" to correct the same.

The name and status of PAN is as per the ITD PAN master. You are required to verify the name before making payment. In case any discrepancy is observed, please confirm the PAN entered by you. Any change required in the name displayed as per the PAN master can be updated by filling up the relevant change request forms for PAN.

In case the status of the PAN is 'Blocked' you are requested to contact your jurisdictional Assessing Officer for further course of action

If the name is correct, then click on "Confirm"

Confirm

Edit



# Steps to pay tax online

## Complete Address of the Property Transferred

Type of Property	<input type="text" value="Building"/>
Name of premises/Building/ Village	<input type="text" value="Seewood Apt"/>
Flat/Door/Block No.	<input type="text" value="B-504"/>
Road/Street/Lane	<input type="text" value="Yari Road, Andheri"/>
City/District	<input type="text" value="Mumbai"/>
State	<input type="text" value="MAHARASHTRA"/>
Pin Code	<input type="text" value="400061"/>

## Tax Deposit Details

Rate (in %)	<input type="text" value="1"/>
Total Amount paid/credited	<input type="text" value="12500000"/>
Basic Tax (TDS Amount to be paid)*	<input type="text" value="125000"/>
Interest	<input type="text" value="0"/>
Fee	<input type="text" value="0"/>
Total payment	<input type="text" value="125000"/>
Value in words	<input type="text" value="One Lakhs Twenty Five Thousand Rupees"/>

Total Value of Consideration (Property Value)	<input type="text" value="12500000"/>
Mode of Payment	<input type="text" value="Online"/>
Bank Name	<input type="text" value="Vijaya Bank"/>

If all the above detail including the name displayed (as per ITD) is correct then, click on "Confirm" button

In case you have made a mistake in data entry, click on "EDIT" to correct the same.

The name and status of PAN is as per the ITD PAN Master. You are required to verify the name before making payment. In case any discrepancy is observed, please confirm the PAN entered by you. Any change required in the name displayed as per the PAN Master can be initiated by filling up the relevant change request forms for PAN.

In case the status of the PAN is 'Deleted', you are requested to contact your jurisdictional Assessing Officer for further course of action.

If the name is correct, then click on "Confirm"

Provision to enter tax amount (i.e. Basic Tax, Interest and Fee) is given in the Bank's site.

# Steps to pay tax online

## Form 26QB

Please make a note of below points

9 digit Acknowledgment Number

Your E-tax Acknowledgement Number is **AD0001105**

- The Acknowledgement No. generated will be valid only if the taxpayer makes a payment at Bank's site. Taxpayers are advised to save above Acknowledgement No. for downloading Form 16B from TRACES website.
- As communicated by Income Tax Department, TDS certificate (Form 16B) will be available for download from the TRACES website after atleast 2 days of deposit of tax amount at the respective Bank.
- The TDS amount as per Form 26QB should be entered in the field 'Basic Tax' (Income Tax) on the Bank's web-portal as TDS certificate (Form 16B) will be based on 'Basic Tax' (Income Tax) only.
- If Date of deduction is greater than Date of Payment/Credit, the same may result in Demand Notice for late deduction.
- If Date of deduction is less than Date of Payment/Credit, the same may result in Demand Notice for late deduction.
- If Date of furnishing Form 26QB is beyond prescribed due date, the same may attract late filing fee u/s 234E.

Tax Applicable	0021	Assessment Year	2017-18
Minor Head Code	800	Financial Year	2016-17
Permanent Account No. (PAN) of Transferee(Payer/Buyer)	AAAAA1111B	Permanent Account No. (PAN) of Transferor (Payee/Seller)	CCCCC2222D
Full Name of the Transferee	Tom Cruise	Full Name of the Transferor	Katrina Malhotra
Category of Transferee on the basis of PAN	Association of Persons	Category of Transferor on the basis of PAN	Company
Status of PAN as per ITD PAN Master	Active PAN	Status of PAN as per ITD PAN Master	Active PAN

### Complete Address of the Property Transferee

Name of premises/Building/ Village Shanti Dham Complex  
Flat/Door/Block No. A-203  
Road/Street/Lane S.V. Road  
City/District Mumbai  
State MAHARASHTRA  
Pin Code 400013  
Email ID TomC@gmail.com  
Mobile No. 8923215559

### Complete Address of the Property Transferor

Name of premises/Building/ Village Galaxy Apt  
Flat/Door/Block No. C-401  
Road/Street/Lane Ram Mandir  
City/District Thane  
State MAHARASHTRA  
Pin Code 400104  
Email ID  
Mobile No.

# Steps to pay tax online

Date of Agreement/Booking	29/12/2016	Whether more than one Transferee/Buyer	No
Date of Payment/Credit	25/01/2017	Whether more than one Transferor/Seller	No
Date of Tax Deduction	25/01/2017	Payment Type	Lumpsum

## Complete Address of the Property Transferred

Type of Property	Building
Name of premises/Building/ Village	Seawood Apt
Flat/Door/Block No.	B-504
Road/Street/Lane	Yari Road, Andheri
City/District	Mumbai
State	MAHARASHTRA
Pin Code	400061

## Tax Deposit Details

Rate (in %)	1
Total Amount Paid/Credited	12500000
Basic Tax (TDS Amount to be paid)	125000
Interest	0
Fee	0
Total payment	125000
Value in words	One Lakhs Twenty Five Thousand Rupees

Total Value of Consideration (Property Value)	12500000
Mode of Payment	Online
Bank Name	Vijaya Bank

To do the required TDS payment, please click on 'Submit to the Bank' button

Click on the Option 'Print Form 26QB' to print Form 26QB

If the above is correct, then click on "Submit to the bank"

### Note:

- Provision to Enter Amount Value is also given in the Bank's site.
- Challan Tender Date will be the date of deposit date on which taxpayer has deposited challan in Bank.
- This Acknowledgment is only for the information regarding TDS on Sale of Property submitted to Tax Information Network (TIN). This cannot be construed as proof of payment of taxes.
- Provision to enter Tax amount (i.e. Basic Tax, Interest and Fee) is given in the Bank's site.

Submit To the Bank

Print Form 26QB

- On clicking on Submit to the Bank, deductor will have to login to the net-banking site with the user ID/ password provided by the bank for net-banking purpose.
- On successful login, enter payment details at the bank site.
- On successful payment a challan counterfoil will be displayed containing CIN, payment details and bank name through which e-payment has been made. This counterfoil is proof of payment being made.

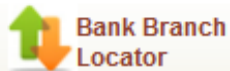
- Deduct tax @ 1% from the sale consideration.
- PAN of Seller as well as Purchaser should be mandatorily furnished in the online Form for furnishing information regarding the sale transaction.
- As per the CBDT notification no. 30/2016 dated April 29, 2016, the due date of payment of TDS on transfer of immovable property is thirty days from the end of the month in which the deduction is made.
- Do not commit any error in quoting the PAN or other details in the online Form as there is no online mechanism for rectification of errors. For the purpose of rectification you are required to contact Income Tax Department.
- While completing the Online form, please note the following points:-
  - Fields marked with \* are mandatory
  - Do not enter double quotes (“ ”) in any of the fields.

- TDS amount as per Form 26QB should be entered in the field '**Basic Tax**' (Income Tax) on the Bank's web-portal
- TDS certificate (Form 16B) will be based on "**Basic Tax**" (Income Tax) only.
- Taxpayer/ Buyer are advised to save the Acknowledgement Number for downloading the Form 16B from **TRACES** website.
- TDS certificate (Form 16B) will be available for download from the **TRACES** website after at least 2 days of deposit of tax amount at the respective Bank.
- Click on **View Acknowledgment Number** under TDS on Property by providing the relevant details for retrieving the Acknowledgment Number



## PAN Centres

Near your Location



Search for Bank Branch near your location



TIN Call Center

Telephone :  
020 - 27218080

Fax Number :  
020 - 27218081

Email :  
tininfo@nsdl.co.in

**Note :-**  
Tracking of application status is available 24 x 7 through IVR.

Tax Information Network (TIN) is an initiative by Income Tax Department of India (ITD) for the modernization of the current system for collection, processing, monitoring and accounting of direct taxes using information technology. [Know more](#)

- PAN
- TAN
- e-TDS / TCS Filing

- Taxpayer's Corner **NEW**
- Challan Status Enquiry

### TDS on Sale of Property

- Income Declaration Scheme, 2016 **NEW**
- Pradhan Mantri Garib Kalyan Yojana, 2016 (PMGKY) **NEW**
- Equalization Levy **NEW**
- e-Return Intermediary
- Online PAN Verification
- Status of Tax Refunds
- AIR - Status view for filers

Status of Form 24G

## TDS on Sale of Property

As per Finance Bill of 2013, TDS is applicable on sale of immovable property wherein the sale consideration of the property exceeds or is equal to Rs 50,00,000 (Rupees Fifty Lakhs). Sec 194 IA of the Income Tax Act, 1961 states that for all transactions with effect from June 1, 2013, Tax @ 1% should be deducted by the purchaser of the property at the time of making payment of sale consideration...

[more](#)

### Introduction

Online Form for furnishing TDS on property (Form 26 QB)

E-tax payment on subsequent date

Demand Payment

View Acknowledgement Number

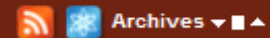
List of Authorized Banks

FAQ

e-Tutorial

- TDS on Property - e-tax payment immediately [\(through net banking\)](#)
- TDS on Property - e-tax payment on subsequent date [\(through bank branches\)](#)

Utility (1.00) VERSION 2.149  
for FY 2007-08 to FY 2009-10 and 5.3 for FY 2010-11



e-payment :  
Pay Taxes Online



CUSTOMER CARE



[Rights](#)  
[Complaints/Queries](#)  
[NSDL Addresses](#)

[Click Here](#)

VIDYA LAKSHMI  
Enabling Education Aspirations  
**EDUCATION LOAN MADE EASY**  
Choose from  
37 BANKS  
&  
64 LOAN SCHEMES  
**APPLY NOW!**  
Supported by Government of India

Under TDS on sale of property, Click on the option 'View Acknowledgement Number'



***View is provided for the purpose of retrieving the Acknowledgement Number generated from TIN website issued to Transferee/Buyer***

PAN of Transferee/Buyer\*

Enter PAN of the Transferee/Buyer

PAN of Transferor/Seller\*

Enter PAN of the Transferor/Seller


Total Payment\*  
(as entered in Form 26QB)

Enter Total Payment (as entered in Form 26QB)

Assessment Year\*

Assessment Year ▼

Please select Assessment Year



Enter Text As Seen In Image (Case Sensitive)

Please enter the characters seen in the above picture.

After entering all the above required detail please click on Submit button to continue.

**Submit**

**Note:**

- Fields marked with \* are mandatory.
- Enter valid 10-digit Permanent Account Number (PAN) of the Transferor and Transferee
- Provide details as mentioned in Form for TDS on property
- Mention Total Payment (as entered in Form 26QB) to view the details.
- TIN is not responsible for any mismatch in the details provided by Transferee/Buyer in the Form and the actual transaction of the Transferee/Buyer.





## Tax Information Network

*of Income Tax Department*

**Your E-tax Acknowledgment Number is BA0013775**

Permanent Account No of Transferee/Buyer	AAAAA1111B
Permanent Account No of Transferor/Seller	CCCCC2222D
Full Name of the Transferee/Buyer (as per Income Tax Database)	SALMAN RAJ KHAN
Assessment Year	2014-15

**Note:**

- The Acknowledgment No. generated will be valid only if the taxpayer makes a payment at Bank's site
- Taxpayer are advised to save above Acknowledgment No. for downloading Form 16B from TRACES website.

# Thank You

In case of any further queries/concerns please contact our TIN Call Center at 020-27218080 or e-mail us at [tininfo@nsdl.co.in](mailto:tininfo@nsdl.co.in)